

Play Event Workshop Pack (children and parents/carers)



Introduction

The Caerphilly YOU Want – Future Generations Consultation

Time: 20 minutes

Purpose of the workshop: The purpose of this workshop is for children and adults to give their views on the future of Caerphilly. The Wellbeing of Future Generations (Wales) Act is about improving the social, economic, environmental and cultural well being of Wales. It is vitally important that children are given the opportunity to have a say on the future of their communities.

Resources needed for workshop:

- Pens/ pencils/ whiteboard pen / whiteboard
- String/ pegs/ Blu-Tack
- 3 tables (one for activities 1, 2 and 3)
- Activity Instructions – provided for each activity (printed out and displayed on the tables)
- Top and pants templates – provided (one per person)
- Future of your community sheets templates - provided (one per person)
- Tardis display - provided
- Wishing well template & bin – provided
- Coin templates - provided (one per person)
- TOP and PANTS sign's - provided

The workshop is split into 4 activities, with instructions.

1. Tops and Pants Activity (5 mins)

2. Future of your Community Activity (5 mins)

3. Wishing well Activity (5 mins)

4. Why does play matter (5 mins)

Preparation:

- Use the string to set up washing lines on each side of the Marquee. Hang the TOPS sign on the left side and the PANTS sign on the right. The completed TOPS and PANTS worksheets can be hung from these lines, using the pegs.
- Place the Tardis display in the marquee, so the 'Future of your Communities' worksheets can be stuck to it. Place the Blu-Tack by the display
- Place the Wishing Well display in the marquee, with the bin, so the completed coin templates can be placed inside.
- Cut out the Activity instructions and place one on each table.
- Place the TOPS and PANTS cards on the table for activity 1.
- Place the Future of Your Community worksheets on the table for activity 2.
- Place the Coin cards on the table for activity 3.
- Place activity 4 instructions by the white board
- Put a variety of pens/ pencils on each table
- Print out the activity information (Activity 1 to 4), so you can explain the workshops to people/ support them undertaking the activities
- At the end of the day please feedback the results of the workshops to Tracy Evans, Policy Officer, CCBC

Please place the completed Tops, Pants, Future of your Community sheets and coins in an envelope and send to: Tracy Evans, Policy Officer, Caerphilly County Borough Council, Penallta House, Tredomen Park, Ystrad Mynach

Activity Information

Activity 1: Tops and Pants Activity (5 minutes)

- Give each child/adult a paper TOP and a paper PANTS to write their comments on
- Ask them to write the name of the village they are from on the back of the tops and pants
- **Ask the children/ adults to think about the Top (best) things about their community (where they live) and why, and to write their comments on the TOP card**
- **Ask them to Peg the TOP on the TOPS line**
- **Ask the children/ adults to think about the Pants (worst) things about their community (where they live) and why, and to write their comments on the PANTS card**
- **Ask them to Peg the PANTS on the PANTS line**

You could provide some age appropriate prompts:

- Community spirit – I like it when everyone gets along
- Countryside – I enjoy playing in the countryside
- Facilities in community (park, library, museum, etc.) – I love playing in the park with friends
- Vandalism / graffiti – It looks horrible

Activity 2: Future of Your Community (5 minutes)

- Give each child/adult a Future of your community sheet to write their comments on
- Ask them to write the name of the village they are from on the back of their sheet
- **Ask the children/adults to draw what they want their community to be like in 25 years for children (when they are an adult), and to explain their drawing in the box below their picture.**
- **Explain it could be like them going on a journey into the future, with Dr Who in the Tardis**
- **Ask the children/ adults to stick their completed sheets on the Tardis display**

You could provide some age appropriate prompts:

- Community allotment – I enjoy working in the allotment with my grandparents
- Everyone is safe – So we can play where we want
- More wind turbines – Renewable energy is important
- Cycle routes – So everyone can use their bikes

Activity 3: Wishing well (5 minutes)

- Give each child/adult a coin template
- Ask them to write the name of the village they are from on the back of the coin
- **Ask the children/ adults, if they had one wish for them or their school to do something to make their community a better place for 2040, what would it be?**

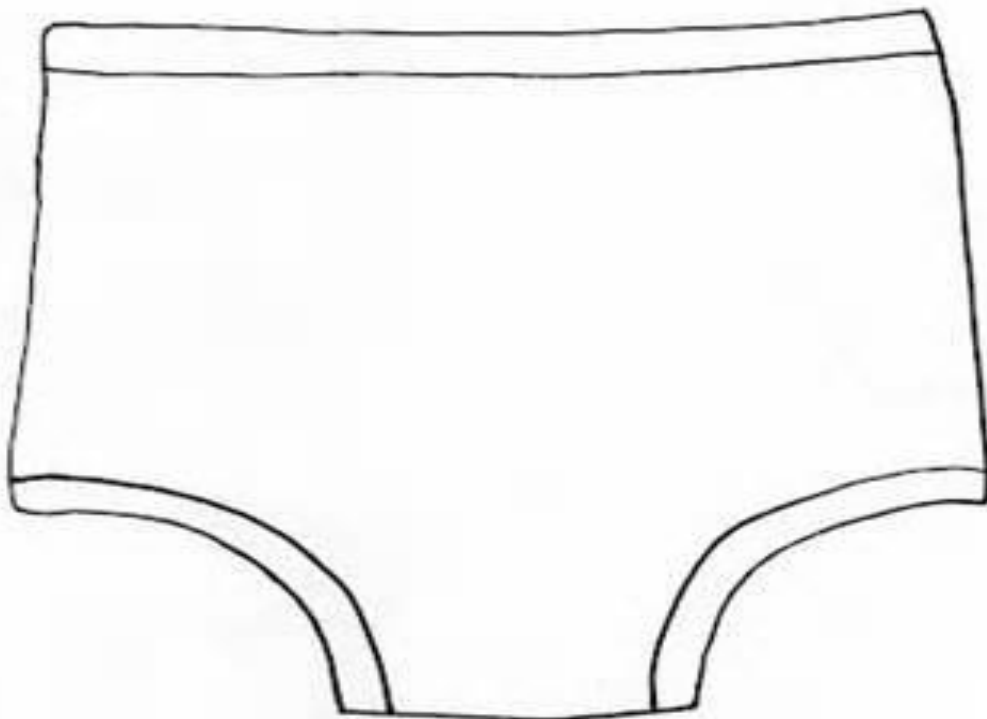
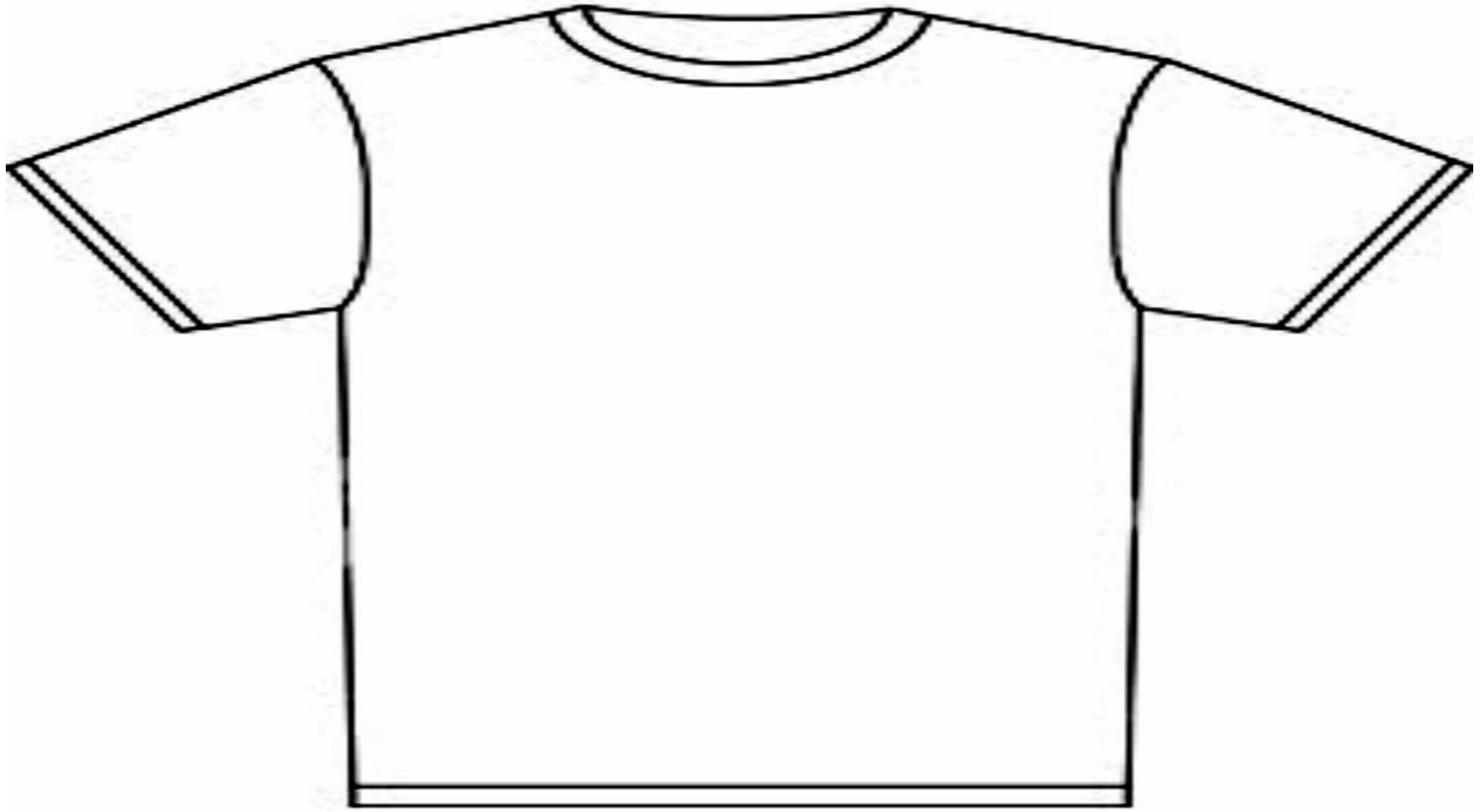
Activity 4: Why does play matter (5 minutes)

- Ask the children/ adults 'Why does play matter'?
- **Ask the children/ adults, to write on the white board why play matters to them**

Feedback

- Please feedback the results of the workshop to Tracy Evans, Policy Officer, CCBC
- Please place the completed Tops, Pants, Future of your Community sheets and coins in an envelope and send to: Tracy Evans, Policy Officer, Caerphilly County Borough Council, Penallta House, Tredomen Park, Ystrad Mynach

Tops and Pants Worksheet (Templates)



Future of Your Community Worksheet

What would you like your community to be like in 25 years when you're an adult?

Please draw your perfect community in the box below







Please explain your drawing to us:

Wishing Well Worksheet



Coins Worksheet (templates)



Instructions for each activity (cut out and place one on each table with activity worksheets)

Activity 1 – Tops and Pants

Write the TOP (best) things about your community, and why you think they are top on the TOP card.

Once you've finished, peg the TOP card on the TOP Card line.

Write the PANTS (worst) things about your community, and why you think they are pants on the PANTS card.

Once you've finished, peg the PANTS card on the PANTS card line.

Activity 2 – Future of Your Community

Think what you would like your community to be like in 25 years time, (when you are an adult/ or older). Using the Future of your Community Worksheet, draw your ideas in the box and explain your drawing below your picture.

Add your worksheet to the Tardis board (use Blu-Tack)

Activity 3 – Wishing Well

If you had one wish to do something to make your community a better place in 2040, what would it be?

Write your wish on the coin and place it in the wishing well.

Activity 4 – Why does play matter?

Ask yourself the question 'Why does play matter'?

Write your answer on the white board (why does play matter to you?)

TOPS Sign and PANTS Sign

